

REPORTING



FMW Web

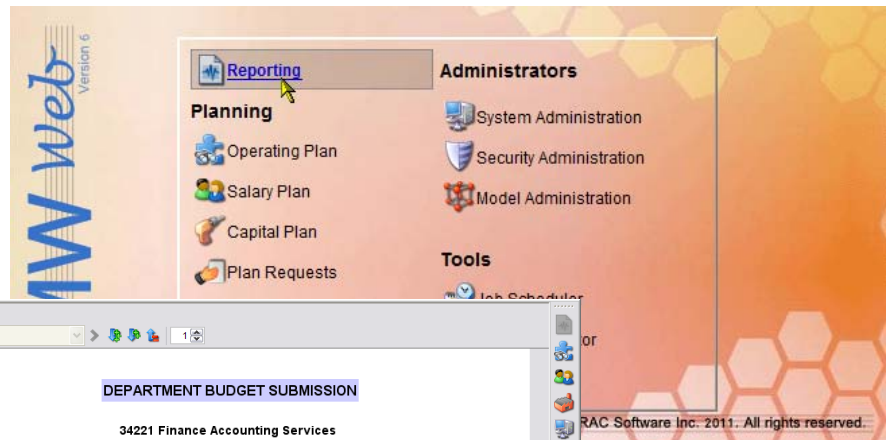
Financial Manager's
Workbench - Web edition

Point and click your way to presentation-quality reports.



FMW Web Reporting is a comprehensive, non-technical reporting tool, which can be used to easily produce an array of presentation-quality reports. A graphical report visualizer provides a comprehensive, user-friendly interface to visually design, on-screen, even the most demanding report layouts. Exercise precise control over access to data, print or distribute the reports in various file formats on demand, or schedule for execution at a later time or on a regular basis, without further user intervention. Provide your organization's budget managers at all levels with up to date information for review and analysis. Report packages can include, for example, summary level reports with drill downs to detailed line items or variance reports comparing data to actuals, as you complete the budget and move through the financial year.

Create all your management, financial and variance reports with the FMW Reporting module. An array of options in this module allow easy control over data access, formatting, output, distribution and scheduling.



Budget Input by Account

34221 Finance Accounting Services

Page No: 1

DEPARTMENT BUDGET SUBMISSION

34221 Finance Accounting Services

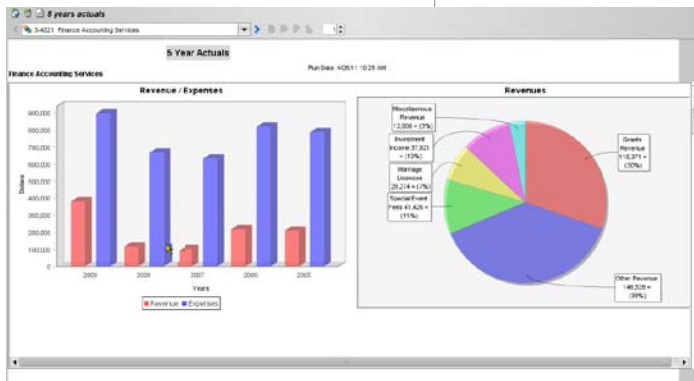
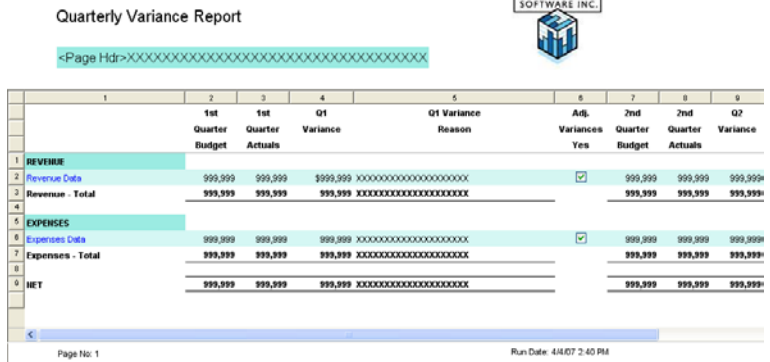
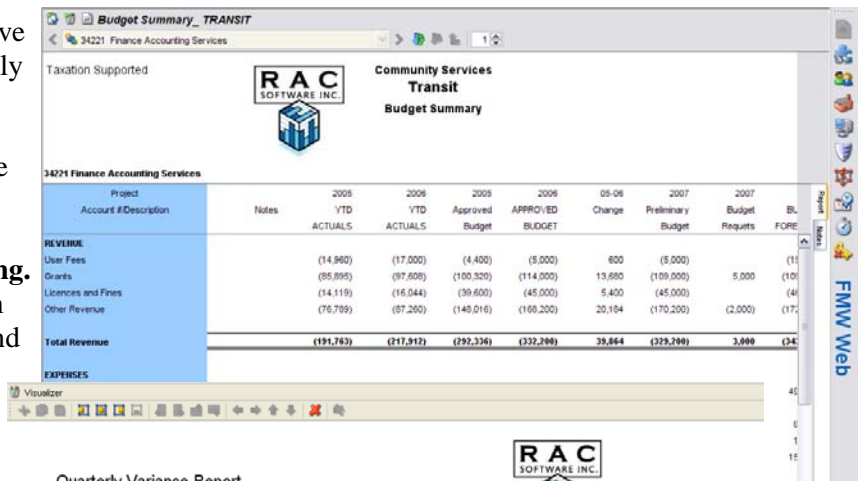
Prior Year Comparisons

2006	2006	Project	2007	2006	REALLOCATE					
YTD ACTUALS	APPROVED	Account #/Description	Budget	ONE TIME	2006 BUDGET	INFLATION/	BASE			GROWTH
	BUDGET		Base	BUDGET \$	\$	COLA	BUDGET	ONE TIME	IMPACT	
263,324	240,400	00000 No Project/Activity	\$240,400	37,000			211,400	-10,000	22,100	
		FN001 Finance Administration								
		REVENUE								
-10,000	-5,000	01 User Fees	-55,000				-5,000			
-57,500	-75,000	04 Grants	-75,000	5,000			-70,000			
	-25,000	07 Licences and Fines	-25,000				-25,000		-1,500	
-60,500	-138,200	08 Other Revenue	-138,200	-3,000	-5,000		-140,200			
-128,300	-243,200	Total REVENUE	-243,200	-3,000			-240,200		-1,500	
468,550	556,249	EXPENSES	556,249	12,600	62,000	6	605,855	8,000	7,000	
340,250	313,049	Total FN001 Finance Administra...	313,049	9,600	62,000	6	365,455	8,000	5,500	
683,574	561,449	Total 34221 Finance Accounting S...	561,449	46,600	62,000	6	576,855	-2,000	27,600	

Key Features



- **Report visualizer.** Visually design the report format and layout based on user requirements. Through the visualizer you can edit the layout and immediately execute the report to see the results.
- **Analytical tool.** Drill down to the budget details and other source data and view any comments attributable to the numbers. Exceptions can be flagged for quick and concise review.
- **Security.** Through a comprehensive role-based security system, not only are the report design and editing features secured but also the data presented to ensure that users have access to only authorized data.
- **Central and distributed reporting.** All data (budget and actuals) from all modules (Operating, Capital and Salary) can be incorporated into reports in one central location with the results distributed across the organization through e-mail or file transfer.
- **Scheduling.** Reports can be created and distributed to any user either on demand or at a specified time frequency such as daily, weekly or monthly.
- **Report types.** Budget reports, Financial Reports, Transaction Reports, Variance Reports, Supporting documents, Analysis Details – satisfy all your requirements with a single tool.
- **Notes and comments.** Page notes with full editing features, including tables, object inserts, and spell checker. User comments can be displayed in any column of the report.
- **Charts.** A comprehensive charting feature is provided, including a variety of chart types in plain or 3-D formats.



RAC SOFTWARE INC.

1540 Cornwall Rd.
 Suite 215
 Oakville, ON, Canada
 L6J 7W5
 Phone: 905-842-7100
 Email: racsales@racsoft.com
www.racsoft.com